

ProMC file format

S. Chekanov
HEP/ANL

March 29, 2016
Thomas Jefferson National Accelerator Facility

ProMC file format

S.C., E.May, K. Strand, P. Van Gemmeren, Comp. Physics Comm. 185 (2014), 2629

- “Archive” data format to keep MC events:
 - Event records, NLO, original logfiles, PDG tables etc.
- 30% smaller files than existing formats after compression

Number of used bytes depends on values.
Small values use small number of bytes

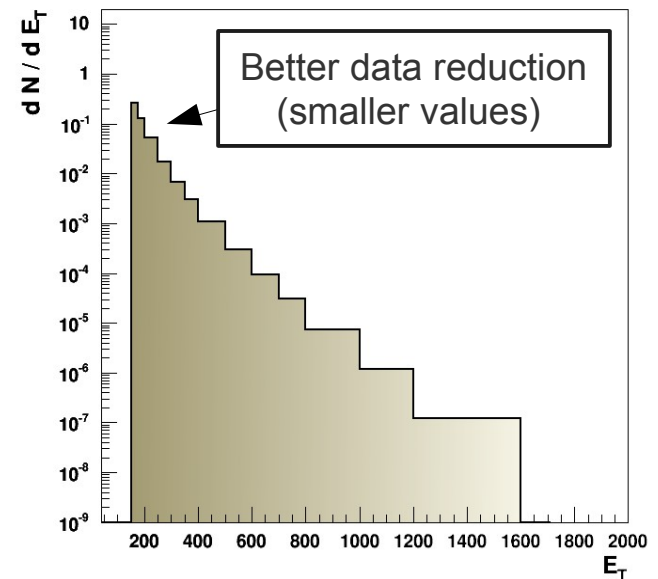
Google's Protocol buffers



- Effective file size reduction for pile-up events
 - Particles with small momenta → less bytes used
- Installed on Mira (BlueGene/Q).
- Supports C++/Java/Python
- Separate events can be streamed over the Internet:
 - similar to avi frames (video streaming)

<http://atlaswww.hep.anl.gov/asc/promc/>

8-bytes (int64) → varint













compression strength keeping
precision of constant

Benchmarks for EVGEN files

File sizes for 10,000 tt events for pp at LHC

ProMC files:

- 12 times smaller than HEPMC
- 30% smaller than ROOT
- ~30% faster to process (C++/Java)

File format	File Size (MB)	C++ (sec)	CPython (sec)	Java (sec)	Jython (sec)
ProMC 	307	15.8	980	11.7 (12.1 +JVM startup)	33.3 (35 +JVM startup)
ROOT 	423	20.4	66.7 (PyROOT)	-	-
LHEF 	2472	84.7	30.4	9.0 (9.6 +JVM startup)	-
HEPMC 	2740	175.1	-	-	-
LHEF  (gzip)	712	-	-	-	-
LHEF  (bzip2)	552	-	-	-	-
LHEF  (lzma)	513	-	-	-	-
HEPMC  (gzip)	1021	-	-	-	-
HEPMC  (bzip2)	837	-	-	-	-
HEPMC  (lzma)	802	-	-	-	-

ASCII text files
(after compression)

Table 1. Benchmark tests for reading files with 10,000 ttbar events stored in different file formats. For each test, the memory cache on Linux was cleared. In case of C++, the benchmark program reads complete event records using appropriate libraries. CPython code for ProMC file is implemented in pure CPython and does not use C++ binding (unlike PyROOT that uses C++ libraries). In case of LHEF files. JAVA and CPYTHON benchmarks only parse lines and tokenize the strings, without attempting to build an event record, therefore, such benchmarks may not be accurate while comparing with ProMC and ROOT.

<https://atlaswww.hep.anl.gov/asc/wikidoc/doku.php?id=asc:promc:introduction>

Google's ProtocolBuffers

<https://developers.google.com/protocol-buffers/>

Protocol Buffers

Protocol buffers are a language-neutral, platform-neutral extensible mechanism for serializing structured data.

Protocol buffers are a language-neutral, platform-neutral extensible mechanism for serializing structured data

HOME

GUIDES

REFERENCE

SUPPORT

```
message Person {  
  required string name = 1;  
  required int32 id = 2;  
  optional string email = 3;  
}
```

```
Person john = Person.newBuilder()  
  .setId(1234)  
  .setName("John Doe")  
  .setEmail("jdoe@example.com")  
  .build();  
output = new FileOutputStream(args[0]);  
john.writeTo(output);
```

```
Person john;  
fstream input(argv[1],  
  ios::in | ios::binary);  
john.ParseFromIstream(&input);  
id = john.id();  
name = john.name();  
email = john.email();
```

What are protocol buffers?

Protocol buffers are Google's language-neutral platform-neutral extensible

Pick your favourite language

How do I start?

1. [Download](#) and install the protocol buffer compiler

used at Google for storing / interchanging structured information.

Google's ProtocolBuffers

<https://developers.google.com/protocol-buffers/>

- ProMC is a method to organize and stream (write/read) ProtocolBuffers messages.
- Uses “zip” to combine entries (“lossless”)
- One message is one “event”
- Streaming is done using:
 - **zipios** library (not maintained) uses zip32 (~65k files)
 - **libzip** library (zip64)
 - no 65k limit, but heavy memory usage
- The choice “zip32 vs zip64” is done during file creation
 - Java always write zip64 entries!
- There is a “distiller” program “prom2promc” to convert zip32 to zip64

Why ProMC is self-describing format?

Protocol-Buffers interface
description language

Unzip a ProMC file: `unzip <file.promc>`:

- version
- description
- header
- 0
- 1
- 2
- 3
- ..
- ProMCDescription.proto
- ProMCHeader.proto
- ProMC.proto
- ProMCStat.proto
- logfile.txt

Events in compact, binary
wire format. Uses
“varints” to compact int64

ASCII data layout file
describing event structure
using platform-neutral
Protobuf syntax
(Google)

```
message ProMCEvent {  
  
  // Event information  
  message Event {  
    optional int32 Number = 1; // Number  
    optional int32 Process_ID = 2; // ID unique signal process id  
    optional int32 MPI = 3; // MPI number of multi parton inter  
    optional int32 ID1 = 4; // ID1 flavour code of first parton  
    optional int32 ID2 = 5; // ID2 flavour code of second parton  
    optional float PDF1 = 6; // PDF1 PDF (id1, x1, Q)  
    optional float PDF2 = 7; // PDF2 PDF (id2, x2, Q)  
    optional float X1 = 8; // X1 fraction of beam momentum car  
    optional float X2 = 9; // X2 fraction of beam momentum car  
    optional float Scale_PDF = 10; // Scale PDF Q-scale used in evalua  
    optional float Alpha_QED = 11; // AlphaQED QED coupling, see hep-p  
    optional float Scale = 12; // energy scale, see hep-ph/0109068  
    optional float Alpha_QCD = 13; // QCD coupling, see hep-ph/0109068  
    optional double Weight = 14; // event weight  
  }  
  
  // Generator (truth) particles  
  message Particles {  
    repeated uint32 id=1 [packed=true]; // ID in the generator  
    repeated sint32 pdg_id=2 [packed=true]; // unique integer ID speci  
    repeated uint32 status=3 [packed=true]; // integer specifying the  
    repeated uint64 mass=4 [packed=true]; // mass  
    repeated sint64 Px=5 [packed=true]; // pX  
    repeated sint64 Py=6 [packed=true]; // pY  
    repeated sint64 Pz=7 [packed=true]; // pZ  
    repeated uint32 mother1=8 [packed=true]; // first mother  
    repeated uint32 mother2=9 [packed=true]; // second mother  
    repeated uint32 daughter1=10 [packed=true]; // first daughter  
    repeated uint32 daughter2=11 [packed=true]; // second daughter  
    repeated sint32 barcode=12 [packed=true]; // barcode if used  
    repeated sint32 X=13 [packed=true]; // vertex X position  
    repeated sint32 Y=14 [packed=true]; // vertex Y position  
    repeated sint32 Z=15 [packed=true]; // vertex Z position  
    repeated uint32 T=16 [packed=true]; // time  
    repeated uint64 weight=17 [packed=true]; // particle weight  
    repeated sint32 charge=18 [packed=true]; // Charge  
    repeated sint64 energy=19 [packed=true]; // Energy  
  }  
}
```

If you know “ProMC.proto” template, you can generate analysis code (C++/Java/Python) for reading / writing binary entries inside ProMC

Event structure. Examples

“HEPMC” truth record using for

Snowmass13

```
option java_outer_classname = "ProMC"; Snowmass13
message ProMCEvent {
  // Event information
  message Event {
    optional int32 Number = 1; // Number
    optional int32 Process_ID = 2; // ID unique signal process id
    optional int32 MPI = 3; // MPI number of multi parton interactions
    optional int32 ID1 = 4; // ID1 flavour code of first parton
    optional int32 ID2 = 5; // ID2 flavour code of second parton
    optional float PDF1 = 6; // PDF1 PDF (id1, x1, Q)
    optional float PDF2 = 7; // PDF2 PDF (id2, x2, Q)
    optional float X1 = 8; // X1 fraction of beam momentum carried by first parton ("beam side")
    optional float X2 = 9; // X2 fraction of beam momentum carried by second parton ("target side")
    optional float Scale_PDF = 10; // Scale PDF Q-scale used in evaluation of PDF's (in GeV) ]
    optional float Alpha_QED = 11; // AlphaQED QED coupling, see hep-ph/0109068
    optional float Scale = 12; // Scale energy scale, see hep-ph/0109068
    optional float Alpha_QCD = 13; // QCD coupling, see hep-ph/0109068
    optional double Weight = 14; // event weight
  }

  // Generator (truth) particles
  message Particles {
    repeated uint32 id=1 [packed=true]; // ID in the generator
    repeated sint32 pdg_id=2 [packed=true]; // unique integer ID specifying the particle type
    repeated uint32 status=3 [packed=true]; // integer specifying the particle's status (i.e. decayed or not)
    repeated uint64 mass=4 [packed=true]; // mass
    repeated sint64 Px=5 [packed=true]; // pX
    repeated sint64 Py=6 [packed=true]; // pY
    repeated sint64 Pz=7 [packed=true]; // pZ
    repeated uint32 mother1=8 [packed=true]; // first mother
    repeated uint32 mother2=9 [packed=true]; // second mother
    repeated uint32 daughter1=10 [packed=true]; // first daughter
    repeated uint32 daughter2=11 [packed=true]; // second daughter
    repeated sint32 barcode=12 [packed=true]; // barcode if used
    repeated sint32 X=13 [packed=true]; // vertex X position
    repeated sint32 Y=14 [packed=true]; // vertex Y position
    repeated sint32 Z=15 [packed=true]; // vertex Z position
    repeated uint32 T=16 [packed=true]; // time
    repeated uint64 weight=17 [packed=true]; // particle weight
    repeated sint32 charge=18 [packed=true]; // Charge
  }

  // even record for this event
  optional Event event = 1; // information on event
  optional Particles particles = 2; // information on generator-level particles
}
```

Example of reconstructed event record for Snowmass13 (Delphes3)

```
// GenJet
message GenJets {
  repeated uint64 PT=1 [packed=true]; // PT
  repeated sint64 Eta=2 [packed=true]; // Eta
  repeated sint64 Phi=3 [packed=true]; // Phi
  repeated uint64 Mass=4 [packed=true]; // Mass
  repeated sint32 Btag=5 [packed=true]; // BTag
  repeated sint32 TauTag=6 [packed=true]; // TauTag
  repeated sint32 Charge=7 [packed=true]; // Charge
  repeated uint32 DeltaEta=8 [packed=true]; // Delta Eta
  repeated uint32 DeltaPhi=9 [packed=true]; // Delta Phi
  repeated sint32 HadOverEem=10 [packed=true]; // Ehad/Eem
}

// Electrons
message Electrons {
  repeated uint64 PT=1 [packed=true]; // PT
  repeated sint64 Eta=2 [packed=true]; // Eta
  repeated sint64 Phi=3 [packed=true]; // Phi
  repeated sint32 Charge=4 [packed=true]; // Charge
}

// Reconstructed Muons
message Muons {
  repeated uint64 PT=1 [packed=true]; // PT
  repeated sint64 Eta=2 [packed=true]; // Eta
  repeated sint64 Phi=3 [packed=true]; // Phi
  repeated sint32 Charge=4 [packed=true]; // Charge
}

// Charged Tracks
message Tracks {
  repeated uint64 PT=1 [packed=true]; // PT
  repeated sint64 Eta=2 [packed=true]; // Eta
  repeated sint64 Phi=3 [packed=true]; // Phi
  repeated sint32 Charge=4 [packed=true]; // Charge
  repeated sint32 X=5 [packed=true]; // vertex X position
  repeated sint32 Y=6 [packed=true]; // vertex Y position
  repeated sint32 Z=7 [packed=true]; // vertex Z position
  repeated sint32 XOuter=8 [packed=true]; // XOuter
  repeated sint32 YOuter=9 [packed=true]; // YOuter
  repeated sint32 ZOuter=10 [packed=true]; // ZOuter
  repeated sint32 EtaOuter=11 [packed=true]; // EtaOuter
  repeated sint32 PhiOuter=12 [packed=true]; // PhiOuter
}
```

Data structures can be very complicated..

Converters (in C++ and Java)

ProMC Commands	Description
hepmc2promc <HEPMC input> <ProMC output> "description"	converts HepMC file to ProMC file
promc2hepmc <ProMC input> <HepMC output>	converts ProMC file to HEPMC file
stdhep2promc <StdHEP input> <ProMC output>	converts StdHEP file to ProMC file
promc2root <ProMC input> <ProMC output>	converts ProMC file to ROOT
promc2stdhep <ProMC input> <STDHEP output>	converts ProMC file to STDHEP
promc2lcio <ProMC input> <LCIO output>	converts ProMC file to LCIO
lhe2promc <LHE input> <ProMC output>	converts LHEF file to ProMC

Using varints to compact data:

Many tools: merge split etc..

Energy	Representation	How many bytes in encoding
0.01 MeV	1	1 bytes
0.1 MeV	10	1 bytes
1 MeV	100	2 bytes
1 GeV	100 000	4 bytes
1 TeV	100 000 000	8 bytes
20 TeV	2000 000 000	8 bytes

Monte Carlo event record have many integers (PID, ID, mother1, mother2, daughter1,2, status code, etc)

They are all small integers → can be represented by 1-2 bytes of varints



Example of reading a ProMC file

(Check \$PROMC variable first!)

- See: <https://atlaswww.hep.anl.gov/asc/wikidoc/doku.php?id=asc:promc:examples>
 - `wget http://atlaswww.hep.anl.gov/asc/promc/download/Pythia8.promc`
 - `promc_proto Pythia8.promc` # extracts data layouts into the directory "proto"
 - `promc_code` # creates C++ analysis code
 - `make` # compiles C++ code reader.cc
 - `./reader Pythia8.promc` # runs the C++ analysis code
 - `unzip -p Pythia8.promc logfile.txt` # extracts Monte Carlo log file

“promc_code” also creates analysis codes in C++, Java, Python (in directories /src /java /python directories)

“promc_code” rebuilds C++ header files (or Java classes) using input ProtocolBuffers template files

If “template” files are not appended to the file, data cannot be recovered.

Creating a ProMC file

- Look at the example: \$PROMC/examples/random
- Make a directory “**proto**” and define templates for your data
- promc_code # creates header files/source codes (in “src”)
- make; ./writer # write your data

Summary

- **ProMC files are well tested since 2013:**
 - up to 4 GB per file
 - up to 200k events/entries (ZIP64 version)
 - 1.5 billion events stored in HepSim (<http://atlaswww.hep.anl.gov/hepsim/>) since Snowmass 2013
- **To be solved:**
 - Two types of ProMC are currently in use: based ZIP (max 65k entries) and ZIP64 types
 - ZIP allows fast streaming of records (**zipios** library), but max number of events is 65k
 - ZIP64 uses libzip, but it accumulates data before streaming
 - How to unify these 2 approaches?
- **We need to fix zipios library for zip64! Geant4 uses this library too!**